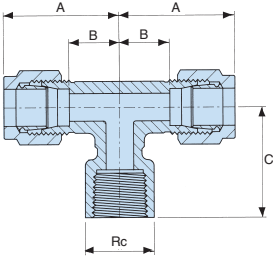


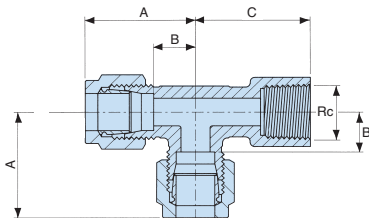
DUOLOC SINGLE FERRULE OD COMPRESSION FITTINGS

Tee – BSPT female stud branch



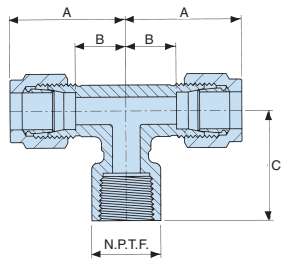
run OD	branch Rc	run OD	part number	A	B	C
1/4"	1/8" BSPT	1/4"	2/1T/2 TFSSB	1.156"	0.567"	1.063"
1/4"	1/4" BSPT	1/4"	2/2T/2 TFSSB	1.156"	0.567"	1.063"
3/8"	1/4" BSPT	3/8"	3/2T/3 TFSSB	1.250"	0.593"	1.063"
3/8"	3/8" BSPT	3/8"	3/3T/3 TFSSB	1.250"	0.593"	1.500"
1/2"	1/4" BSPT	1/2"	4/2T/4 TFSSB	1.437"	0.687"	1.500"
1/2"	3/8" BSPT	1/2"	4/3T/4 TFSSB	1.437"	0.687"	1.500"
1/2"	1/2" BSPT	1/2"	4/4T/4 TFSSB	1.437"	0.687"	1.500"

Tee – BSPT female stud run



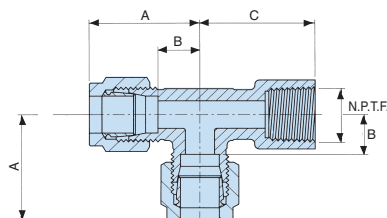
run OD	branch OD	run Rc	part number	A	B	C
1/4"	1/4"	1/8" BSPT	2/2/1T TFSSR	1.156"	0.567"	1.063"
1/4"	1/4"	1/4" BSPT	2/2/2T TFSSR	1.156"	0.567"	1.063"
3/8"	3/8"	1/4" BSPT	3/3/2T TFSSR	1.250"	0.593"	1.063"
3/8"	3/8"	3/8" BSPT	3/3/3T TFSSR	1.250"	0.593"	1.500"
1/2"	1/2"	1/4" BSPT	4/4/2T TFSSR	1.437"	0.687"	1.500"
1/2"	1/2"	3/8" BSPT	4/4/3T TFSSR	1.437"	0.687"	1.500"
1/2"	1/2"	1/2" BSPT	4/4/4T TFSSR	1.437"	0.687"	1.500"

Tee – NPTF female stud branch



run OD	branch NPTF	run OD	part number	A	B	C
1/4"	1/8" NPTF	1/4"	2/1N/2 TFSSB	1.156"	0.567"	1.063"
1/4"	1/4" NPTF	1/4"	2/2N/2 TFSSB	1.156"	0.567"	1.063"
3/8"	1/4" NPTF	3/8"	3/2N/3 TFSSB	1.250"	0.593"	1.063"
3/8"	3/8" NPTF	3/8"	3/3N/3 TFSSB	1.250"	0.593"	1.500"
1/2"	1/4" NPTF	1/2"	4/2N/4 TFSSB	1.437"	0.687"	1.500"
1/2"	3/8" NPTF	1/2"	4/3N/4 TFSSB	1.437"	0.687"	1.500"
1/2"	1/2" NPTF	1/2"	4/4N/4 TFSSB	1.437"	0.687"	1.500"

Tee – NPTF female stud run



run OD	branch OD	run NPTF	part number	A	B	C
1/4"	1/4"	1/8" NPTF	2/2/1N TFSSR	1.156"	0.567"	1.063"
1/4"	1/4"	1/4" NPTF	2/2/2N TFSSR	1.156"	0.567"	1.063"
3/8"	3/8"	1/4" NPTF	3/3/2N TFSSR	1.250"	0.593"	1.063"
3/8"	3/8"	3/8" NPTF	3/3/3N TFSSR	1.250"	0.593"	1.500"
1/2"	1/2"	1/4" NPTF	4/4/2N TFSSR	1.437"	0.687"	1.500"
1/2"	1/2"	3/8" NPTF	4/4/3N TFSSR	1.437"	0.687"	1.500"
1/2"	1/2"	1/2" NPTF	4/4/4N TFSSR	1.437"	0.687"	1.500"