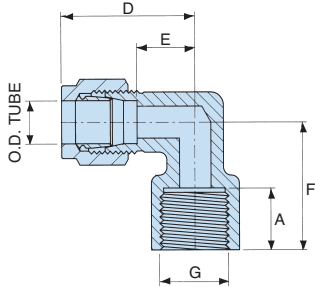


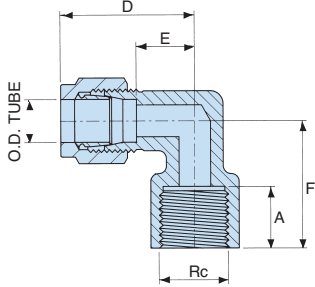
DUOLOC SINGLE FERRULE OD COMPRESSION FITTINGS

BSPP female stud elbow



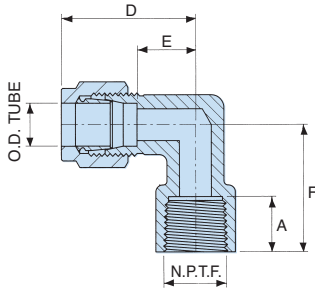
OD tube	thread size GAT	part number	A	D	E	F
1/8"	1/8" BSP	1/1P FSE	0.375"	1.220"	0.562"	1.063"
1/8"	1/4" BSP	1/2P FSE	0.437"	1.220"	0.562"	1.063"
3/16"	1/8" BSP	3/16/1P FSE	0.375"	1.253"	0.562"	1.063"
3/16"	1/4" BSP	3/16/2P FSE	0.437"	1.253"	0.562"	1.063"
For 1/8" & 3/16" see Assembly Page 7						
1/4"	1/8" BSP	2/1P FSE	0.375"	1.156"	0.562"	1.063"
1/4"	1/4" BSP	2/2P FSE	0.437"	1.156"	0.562"	1.063"
3/8"	1/4" BSP	3/2P FSE	0.437"	1.250"	0.593"	1.063"
3/8"	3/8" BSP	3/3P FSE	0.500"	1.250"	0.593"	1.500"
1/2"	1/4" BSP	4/2P FSE	0.437"	1.437"	0.687"	1.500"
1/2"	3/8" BSP	4/3P FSE	0.500"	1.437"	0.687"	1.500"
1/2"	1/2" BSP	4/4P FSE	0.625"	1.437"	0.687"	1.500"

BSPT female stud elbow



OD tube	thread size Rc	part number	A	D	E	F
1/8"	1/8" BSPT	1/1T FSE	0.500"	1.220"	0.562"	1.063"
1/8"	1/4" BSPT	1/2T FSE	0.656"	1.220"	0.562"	1.063"
3/16"	1/8" BSPT	3/16/1T FSE	0.500"	1.253"	0.562"	1.063"
3/16"	1/4" BSPT	3/16/2T FSE	0.656"	1.253"	0.562"	1.063"
For 1/8" & 3/16" see Assembly Page 7						
1/4"	1/8" BSPT	2/1T FSE	0.500"	1.156"	0.562"	1.063"
1/4"	1/4" BSPT	2/2T FSE	0.656"	1.156"	0.562"	1.063"
3/8"	1/4" BSPT	3/2T FSE	0.656"	1.250"	0.593"	1.063"
3/8"	3/8" BSPT	3/3T FSE	0.703"	1.250"	0.593"	1.500"
1/2"	1/4" BSPT	4/2T FSE	0.656"	1.437"	0.687"	1.500"
1/2"	3/8" BSPT	4/3T FSE	0.703"	1.437"	0.687"	1.500"
1/2"	1/2" BSPT	4/4T FSE	0.750"	1.437"	0.687"	1.500"

NPTF female stud elbow



OD tube	thread size NPTF	part number	A	D	E	F
1/8"	1/8" NPTF	1/1N FSE	0.500"	1.220"	0.562"	1.063"
1/8"	1/4" NPTF	1/2N FSE	0.656"	1.220"	0.562"	1.063"
3/16"	1/8" NPTF	3/16/1N FSE	0.500"	1.253"	0.562"	1.063"
3/16"	1/4" NPTF	3/16/2N FSE	0.656"	1.253"	0.562"	1.063"
For 1/8" & 3/16" see Assembly Page 7						
1/4"	1/8" NPTF	2/1N FSE	0.500"	1.156"	0.562"	1.063"
1/4"	1/4" NPTF	2/2N FSE	0.656"	1.156"	0.562"	1.063"
3/8"	1/4" NPTF	3/2N FSE	0.656"	1.250"	0.593"	1.063"
3/8"	3/8" NPTF	3/3N FSE	0.703"	1.250"	0.593"	1.500"
1/2"	1/4" NPTF	4/2N FSE	0.656"	1.437"	0.687"	1.500"
1/2"	3/8" NPTF	4/3N FSE	0.703"	1.437"	0.687"	1.500"
1/2"	1/2" NPTF	4/4N FSE	0.750"	1.437"	0.687"	1.500"