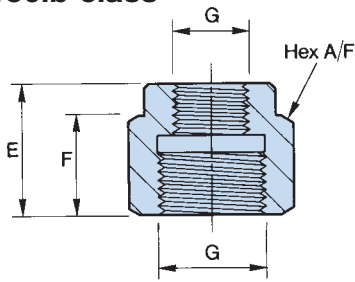
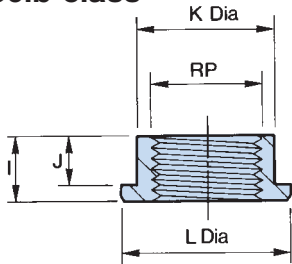


BSP parallel reducing socket 150lb class



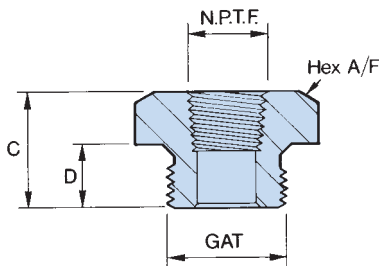
thread size G	part number	E	F	hex A/F	
1/4" BSP	1/8" BSP	RS2	0.900"	0.700"	0.750"
3/8" BSP	1/4" BSP	RS3	0.980"	0.780"	0.875"
1/2" BSP	1/4" BSP	RS4/2	1.050"	0.850"	1.125"
1/2" BSP	3/8" BSP	RS4	1.130"	0.850"	1.125"
3/4" BSP	1/2" BSP	RS6	1.350"	1.000"	1.300"
1" BSP	1/2" BSP	RS8/4	1.400"	1.000"	1.670"
1" BSP	3/4" BSP	RS8	1.550"	1.050"	1.670"
1 1/4" BSP	1" BSP	RS10	1.600"	1.050"	2.050"
1 1/2" BSP	1 1/4" BSP	RS12	1.700"	1.150"	2.220"
2" BSP	1 1/2" BSP	RS16	1.900"	1.250"	2.750"

BSP parallel welding boss 150lb class



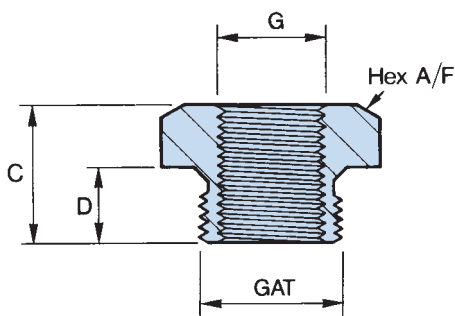
thread size G	part number	I	J	K Dia	L Dia
1/8" BSP	B1	0.312"	0.325"	0.532"	0.625"
1/4" BSP	B2	0.450"	0.325"	0.750"	0.875"
3/8" BSP	B3	0.530"	0.405"	0.875"	1.062"
1/2" BSP	B4	0.600"	0.475"	1.000"	1.125"
3/4" BSP	B6	0.625"	0.562"	1.250"	1.500"
1" BSP	B8	0.800"	0.550"	1.750"	2.000"

BSP parallel - NPTF screwed bush 150lb class



thread size external GAT	internal NPTF	part number	C	D	hex A/F
1/4" BSP	1/8" NPTF	SB2/1N	0.700"	0.450"	0.750"
3/8" BSP	1/8" NPTF	SB3/1N	0.780"	0.530"	0.875"
3/8" BSP	1/4" NPTF	SB3/2N	0.780"	0.530"	0.875"
1/2" BSP	1/8" NPTF	SB4/1N	1.000"	0.625"	1.125"
1/2" BSP	1/4" NPTF	SB4/2N	1.000"	0.625"	1.125"
1/2" BSP	3/8" NPTF	SB4/3N	1.000"	0.625"	1.125"
3/4" BSP	1/4" NPTF	SB6/2N	1.125"	0.750"	1.300"
3/4" BSP	3/8" NPTF	SB6/3N	1.125"	0.750"	1.300"
3/4" BSP	1/2" NPTF	SB6/4N	1.125"	0.750"	1.300"
1" BSP	1/4" NPTF	SB8/2N	1.175"	0.800"	1.670"
1" BSP	3/8" NPTF	SB8/3N	1.175"	0.800"	1.670"
1" BSP	1/2" NPTF	SB8/4N	1.175"	0.800"	1.670"
1" BSP	3/4" NPTF	SB8/6N	1.175"	0.800"	1.670"

BSP parallel screwed bush 150lb class



thread size external GAT	internal G	part number	C	D	hex A/F
1/4" BSP	1/8" BSP	SB2	0.700"	0.450"	0.750"
3/8" BSP	1/8" BSP	SB3/1	0.780"	0.530"	0.875"
3/8" BSP	1/4" BSP	SB3	0.780"	0.530"	0.875"
1/2" BSP	1/8" BSP	SB4/1	1.000"	0.625"	1.125"
1/2" BSP	1/4" BSP	SB4/2	1.000"	0.625"	1.125"
1/2" BSP	3/8" BSP	SB4	1.000"	0.625"	1.125"
3/4" BSP	1/8" BSP	SB6/1	1.125"	0.750"	1.300"
3/4" BSP	1/4" BSP	SB6/2	1.125"	0.750"	1.300"
3/4" BSP	3/8" BSP	SB6/3	1.125"	0.750"	1.300"
3/4" BSP	1/2" BSP	SB6	1.125"	0.750"	1.300"
1" BSP	1/4" BSP	SB8/2	1.175"	0.800"	1.670"
1" BSP	3/8" BSP	SB8/3	1.175"	0.800"	1.670"
1" BSP	1/2" BSP	SB8/4	1.175"	0.800"	1.670"
1" BSP	3/4" BSP	SB8	1.175"	0.800"	1.670"
1 1/4" BSP	3/4" BSP	SB10/6	1.237"	0.800"	2.050"
1 1/4" BSP	1" BSP	SB10	1.237"	0.800"	2.050"
1 1/2" BSP	1" BSP	SB12/8	1.287"	0.900"	2.220"
1 1/2" BSP	1 1/4" BSP	SB12	1.287"	0.900"	2.220"
2" BSP	1" BSP	SB16/8	1.437"	1.000"	2.750"
2" BSP	1 1/2" BSP	SB16	1.437"	1.000"	2.750"