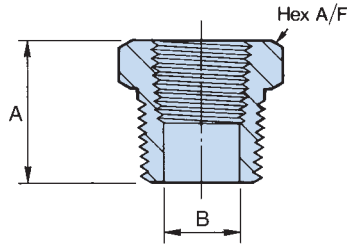


# HIGH PRESSURE PRECISION PIPE FITTINGS

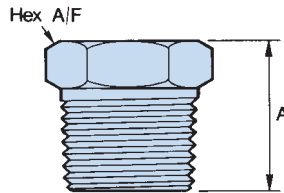
**Reducing Bush BSPT**



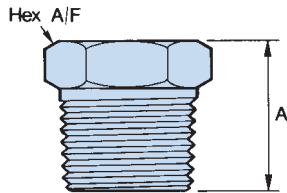
Thread BSPT male/female	Part No	A Dim.	B Dia.	Hex A/F	WP psi
1/4" X 1/8"	RB2X1/8T	0.750"	0.197"	0.562"	3000
3/8" X 1/4"	RB3X1/4T	0.812"	0.250"	0.750"	3000
1/2" X 1/4"	RB4X1/4T	1.000"	0.250"	0.875"	3000
1/2" X 3/8"	RB4X3/8T	1.000"	0.375"	0.875"	3000
3/4" X 1/4"	RB6X1/4T	1.125"	0.250"	1.125"	3000
3/4" X 3/8"	RB6X3/8T	1.125"	0.375"	1.125"	3000
3/4" X 1/2"	RB6X1/2T	1.125"	0.500"	1.125"	3000
1" X 1/4"	RB8X1/4T	1.250"	0.250"	1.375"	3000
1" X 3/8"	RB8X3/8T	1.250"	0.375"	1.375"	3000
1" X 1/2"	RB8X1/2T	1.250"	0.500"	1.375"	3000
1" x 3/4"	RB8X3/4T	1.250"	0.687"	1.375"	3000

PLEASE SEE THE LOW PRESSURE SECTION FOR LARGER SIZES

**Tapered Plug**

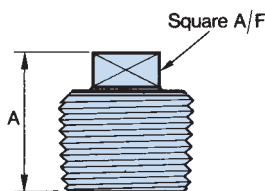


Thread BSPT	Part No	A Dim.	Hex A/F	WP (psi)
1/8"	TP1	0.562"	7/16"	6000
1/4"	TP2	0.718"	9/16"	6000
3/8"	TP3	0.781"	11/16"	6000
1/2"	TP4	0.937"	7/8"	6000
3/4"	TP6	1.125"	1 1/8"	6000
1"	TP8	1.250"	1 3/8"	5000
1 1/4"	TP10	1.406"	1 11/16"	3000
1 1/2"	TP12	1.437"	2.050"	3000
2"	TP16	1.531"	2 1/2"	3000



Thread NPT	Part No	A Dim.	Hex A/F	WP (psi)
1/8"	TP1 NPT	0.625"	7/16"	6000
1/4"	TP2 NPT	0.812"	9/16"	6000
3/8"	TP3 NPT	0.843"	11/16"	6000
1/2"	TP4 NPT	1.062"	7/8"	6000
3/4"	TP6 NPT	1.125"	1 1/8"	6000
1"	TP8 NPT	1.312"	1 3/8"	5000
1 1/4"	TP10 NPT	1.375"	1 11/16"	3000
1 1/2"	TP12 NPT	1.437"	2.050"	3000
2"	TP16 NPT	1.531"	2 1/2"	3000

**Square Head Plug**



Thread BSPT	Part No	A Dim.	Sq. A/F	WP (psi)
1/8"	SH1	0.611"	0.236"	6000
1/4"	SH2	0.750"	0.375"	6000
3/8"	SH3	0.875"	0.437"	6000
1/2"	SH4	0.937"	0.562"	6000
3/4"	SH6	1.125"	0.625"	6000
1"	SH8	1.200"	0.687"	5000