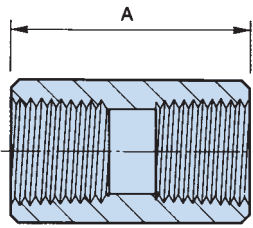


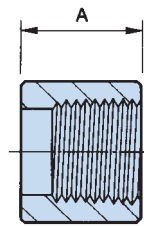
HIGH PRESSURE PRECISION PIPE FITTINGS

Full Coupling



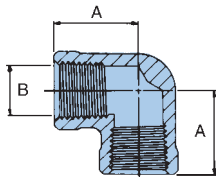
Thread NPT	Part No	A Dim.	Hex A/F	WP (psi)
1/8"	FC1 NPT	1.250"	9/16"	6000
1/4"	FC2 NPT	1.375"	3/4"	6000
3/8"	FC3 NPT	1.500"	7/8"	6000
1/2"	FC4 NPT	1.875"	1 1/8"	4500
3/4"	FC6 NPT	2.000"	1 5/16"	3300
1"	FC8 NPT	2.375"	1 11/16"	4000

Half Coupling



Thread NPT	Part No	A Dim.	Hex A/F	WP (psi)
1/8"	HCP1 NPT	0.625"	9/16"	6000
1/4"	HCP2 NPT	0.687"	3/4"	6000
3/8"	HCP3 NPT	0.750"	7/8"	6000
1/2"	HCP4 NPT	0.937"	1 1/8"	4500
3/4"	HCP6 NPT	1.000"	1 5/16"	3300
1"	HCP8 NPT	1.187"	1 11/16"	4000

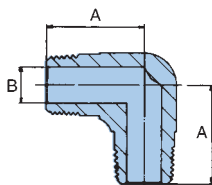
High Pressure Female Elbow



Thread BSPT	Part No	A Dim.	B Dia.	Hex A/F	WP psi
1/8"	HPE1	0.750"	0.328"	1/2"	6000
1/4"	HPE2	0.875"	0.437"	5/8"	6000
3/8"	HPE3	0.875"	0.562"	13/16"	6000
1/2"	HPE4	1.125"	0.703"	1 1/16"	5000
3/4"	HPE6	1.250"	0.906"	1 3/8"	5000

Thread NPT	Part No	A Dim.	B Dia.	Hex A/F	WP psi
1/8"	HPE1 NPT	0.750"	0.328"	1/2"	6000
1/4"	HPE2 NPT	0.875"	0.437"	5/8"	6000
3/8"	HPE3 NPT	0.875"	0.562"	13/16"	6000
1/2"	HPE4 NPT	1.125"	0.703"	1 1/16"	5000
3/4"	HPE6 NPT	1.250"	0.906"	1 3/8"	5000

Male Elbow



Thread BSPT	Part No	A Dim.	B Dia.	Hex A/F	WP psi
1/8"	ME1	0.687"	0.156"	3/8"	6000
1/4"	ME2	0.906"	0.218"	5/8"	6000
3/8"	ME3	1.000"	0.343"	13/16"	6000
1/2"	ME4	1.312"	0.437"	1 1/16"	5000
3/4"	ME6	1.437"	0.625"	1 1/16"	5000

Thread NPT	Part No	A Dim.	B Dia.	Hex A/F	WP psi
1/8"	ME1 NPT	0.687"	0.187"	3/8"	6000
1/4"	ME2 NPT	1.000"	0.281"	5/8"	6000
3/8"	ME3 NPT	1.062"	0.406"	13/16"	6000
1/2"	ME4 NPT	1.437"	0.500"	1 1/16"	5000
3/4"	ME6 NPT	1.437"	0.718"	1 1/16"	5000